

# ASPHER Report: COVID-19 Situation Reporting across Europe

## Week of February 14<sup>th</sup>, 2022

**Authors:** Rok Hrzic<sup>1,2,3</sup>, John Middleton<sup>3,4\*</sup>

<sup>1</sup> Maastricht University, the Netherlands

<sup>2</sup> ASPHER Young Professional

<sup>3</sup> ASPHER COVID-19 Task Force

<sup>4</sup> ASPHER President

\* Corresponding Author: [john.middleton@aspher.org](mailto:john.middleton@aspher.org)

*This is ASPHER's weekly surveillance report. We hope it is complementary to other resources such as ECDC and Our World in Data, where the reader can go for more detailed information. Please give us your feedback: is the presentation helpful to you and your colleagues? What other information would you like to see in it?*

### Key messages

- The overall epidemiological situation in the EU/EEA was characterised by a very high overall case notification rate that increased rapidly in January but has been decreasing or stable for one week, and an elevated but stable death rate. Case notification rates were highest among age groups under 50 years old. Rates among older age groups have also been increasing but appear to have stabilised over recent weeks. Case notification rates are forecast to slightly decrease over the next two weeks, while death rates are forecast to continue to increase. ([link](#))
- The ECDC reviewed its recommendations on antibody tests. The report emphasizes that a positive antibody test cannot be used to determine whether an individual is currently infectious or protected against infection, that antibody titres that correlate with protection from infection are currently unknown, and that there is a risk that the antibodies detected by the commercial tests currently in use will not prevent infection with emerging variants. ([link](#))
- The IHME project a peak in the Omicron infections in February, low transmission between April and the summer, and a resurgence later in the year due to waning immunity and seasonality. They recommend preparing for the emergence of new variants with sufficient immune escape to cause a new surge, accelerating the transition out of lockdowns in the spring, and preparing for a double burden of influenza and winter COVID-19. ([link](#))

ASPHER is concerned about speculative talk about the 'end of the pandemic'. *Pandemic* is not defined by politicians, or by journalists. The *pandemic* is defined by the World Health Organisation, under strict decision-making process and not as mere opinion. A pandemic is "an epidemic occurring worldwide, or over a very wide area, crossing international boundaries and usually affecting a large number of people". We are still in the midst of the pandemic. We are also concerned at the misuse of the term *endemic* suggesting that COVID-19 has somehow become less serious. *Endemic* assumes there is a certain degree of predictability in the behaviour of the incidence and prevalence of the disease. Nothing enables us to state that there will be no new SARS-COV-2 variants: there is plenty of experience that there will be new variants. Nothing allows to predict what the characteristics of the new variants will be, or the planetary region or time when they will appear. Therefore, we are not in *endemic* conditions, we continue to be in the *pandemic*.


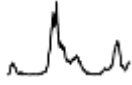


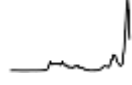
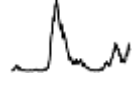
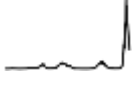






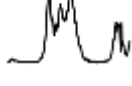
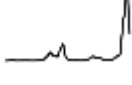

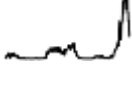



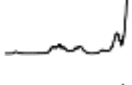



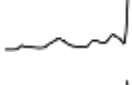

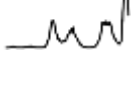

We will not come out of the pandemic until we seriously address the problem globally. We need global solidarity, commitment to [international preparedness](#) and [increased global production of vaccines](#). ASPHER is concerned that many countries are relaxing protections, at a time when there is still substantial transmission of the virus, outbreaks affecting young children, disrupting education and leading to unexpected numbers of children’s hospital admissions, and uncertain threats in terms of long COVID manifestations and late serious illness such as strokes and cardiac events. Hospital services continue to be confronted by high levels of serious infection, although intensive care services seem to be affected to different levels, in different areas.



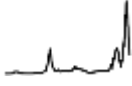









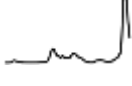












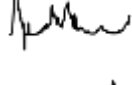


Alongside political initiatives which are throwing away proven measure to control the pandemic, there is the reality with Omicron variant, that primary health care and social care is not coping across Europe. Occupational health services are non- existant in many parts of Europe and therefore unable to address mass sickness absence or support workers in key industries suffering burnout. We urge governments to invest in additional measures to support primary care, social care and occupational health. Protection of our key service workers is a central concern.

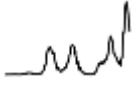





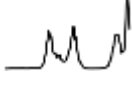









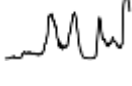

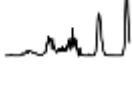









ASPHER supports the [VACCINE-plus approach](#) to pandemic control; or what we have called ‘[COVID-DO IT ALL](#)’. We recognize the importance of following [non-pharmacological interventions](#) as well as achieving a high level of vaccine uptake. Vaccine hesitancy still needs to be understood and addressed especially in Eastern parts of Europe. We need to protect frontline services, protect children, and protect vulnerable people. Current political moves in Europe are adding to the likelihood of increased transmission, creating more pressures on services, more likelihood of additional sickness absence, economic damage, and social disruption. The mindset of the ‘pandemic is over’ will have the dangerous impact of prolonging it.




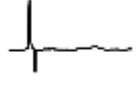


**Rolling 7-day average of latest daily newly confirmed coronavirus cases, deaths, and proportion of people fully vaccinated against COVID-19 in the countries of the WHO-Europe region ([data](#)).**

WHO Europe region	Rolling 7-day average of daily newly confirmed COVID-19 cases/million people	30-day trend in cases	Rolling 7-day average of daily newly confirmed deaths/million people	30-day trend in deaths	Share of the population fully vaccinated against COVID-19 (%)
Denmark	7,671.13		5.21		81.53
Iceland	5,586.58		2.32		78.13
Georgia	4,680.35		11.77		31.03
Netherlands	4,101.16		0.66		71.86
Slovakia	3,872.21		3.36		49.99
Estonia	3,790.41		5.07		63.00

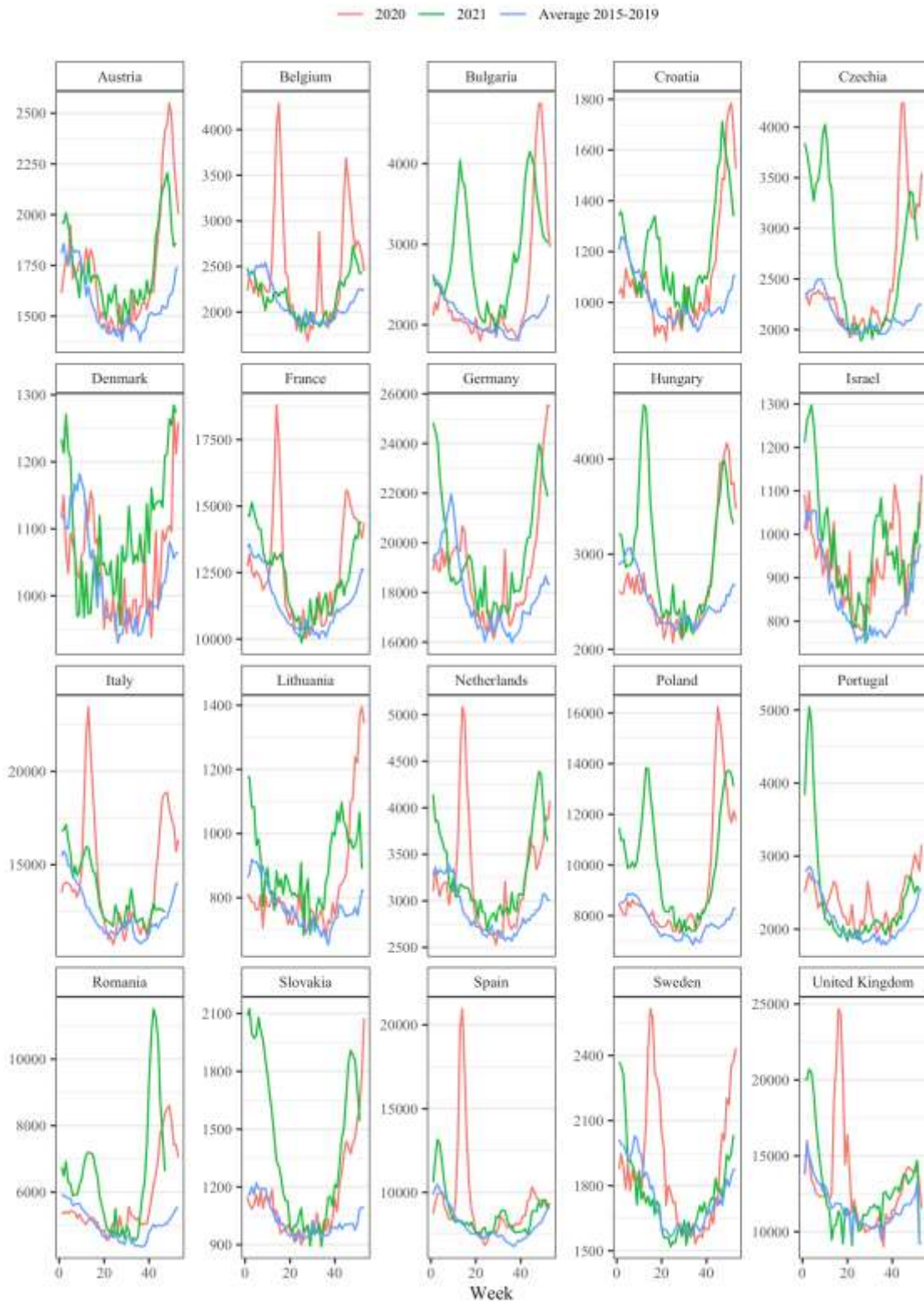
WHO Europe region	Rolling 7-day average of daily newly confirmed COVID-19 cases/million people	30-day trend in cases	Rolling 7-day average of daily newly confirmed deaths/million people	30-day trend in deaths	Share of the population fully vaccinated against COVID-19 (%)
Austria	3,366.30		2.46		72.16
Lithuania	3,294.38		8.39		69.41
Slovenia	3,264.09		7.56		58.50
Israel	2,888.31		5.35		65.81
Cyprus	2,841.50		5.58		71.65
Switzerland	2,409.76		1.80		68.31
Czechia	2,370.30		5.89		63.65
Portugal	2,080.93		4.47		91.35
San Marino	1,982.61		4.20		64.03
France	1,973.74		4.81		77.19
Germany	1,894.31		1.80		74.21
Greece	1,736.04		8.20		71.59
Russia	1,293.33		4.73		48.88
Serbia	1,281.06		9.15		47.38

WHO Europe region	Rolling 7-day average of daily newly confirmed COVID-19 cases/million people	30-day trend in cases	Rolling 7-day average of daily newly confirmed deaths/million people	30-day trend in deaths	Share of the population fully vaccinated against COVID-19 (%)
Luxembourg	1,194.50		2.92		71.12
Belgium	1,184.03		4.29		77.30
Finland	1,146.98		3.04		75.82
Croatia	1,091.36		11.90		54.39
Turkey	1,064.29		3.20		61.92
Romania	1,054.72		7.20		41.96
Italy	1,040.55		5.14		77.87
Andorra	1,021.28		5.54		68.65
United Kingdom	1,018.70		2.15		71.51
Ireland	988.78		4.64		79.08
Hungary	947.05		10.16		63.76
Belarus	828.79		1.56		46.31
Spain	818.98		6.04		82.12
Ukraine	797.22		5.55		34.59

WHO Europe region	Rolling 7-day average of daily newly confirmed COVID-19 cases/million people	30-day trend in cases	Rolling 7-day average of daily newly confirmed deaths/million people	30-day trend in deaths	Share of the population fully vaccinated against COVID-19 (%)
Bulgaria	786.20		13.30		29.44
Sweden	768.07		4.71		74.37
Monaco	741.04		7.23		64.95
Poland	724.35		6.13		58.24
Armenia	688.60		4.76		29.55
Montenegro	608.91		6.37		44.47
Azerbaijan	590.23		2.58		46.62
Moldova	559.46		6.36		25.44
North Macedonia	559.45		11.59		39.86
Kosovo	360.09		2.00		45.50
Bosnia and Herzegovina	314.78		11.86		25.93
Malta	235.28		6.37		89.08
Albania	137.99		1.34		41.05
Kazakhstan	109.08		0.93		46.77

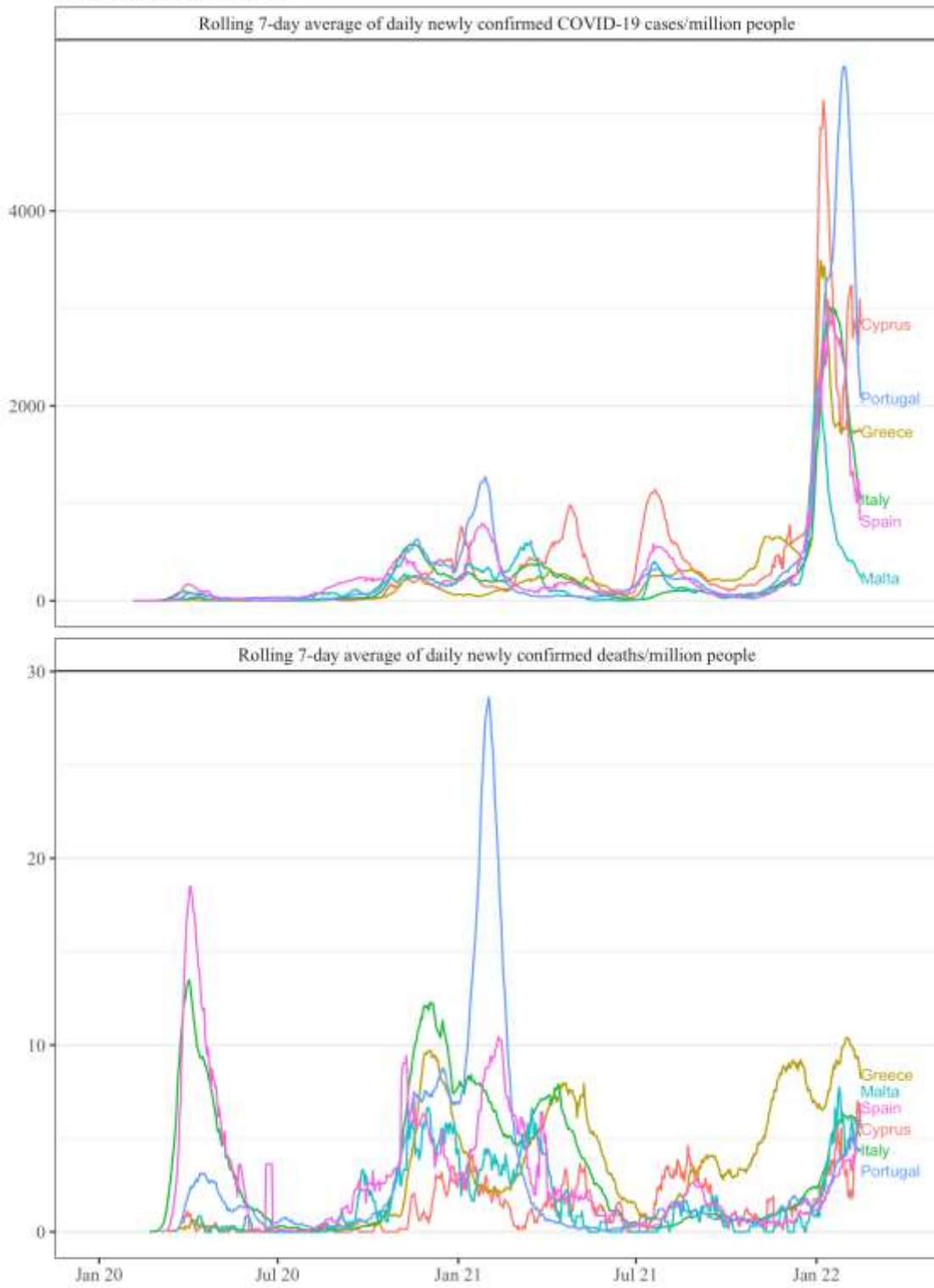
WHO Europe region	Rolling 7-day average of daily newly confirmed COVID-19 cases/million people	30-day trend in cases	Rolling 7-day average of daily newly confirmed deaths/million people	30-day trend in deaths	Share of the population fully vaccinated against COVID-19 (%)
Uzbekistan	15.42		0.08		37.12
Kyrgyzstan	10.86		0.50		16.99
Tajikistan	0.45		0.00		39.71

Weekly deaths in 2021 and 2020 compared to the average in 2015-2019 in selected countries ([data](#)).



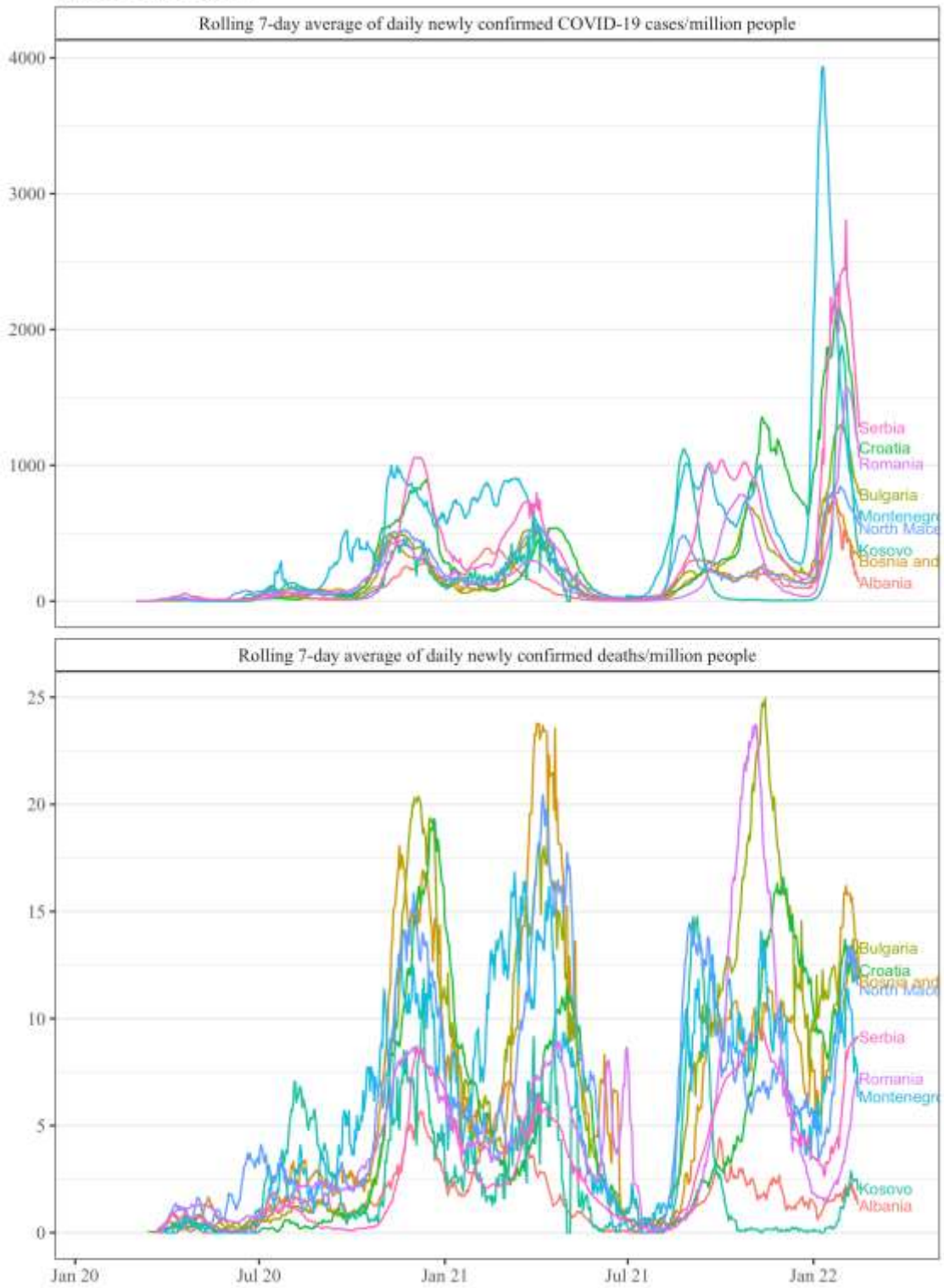
Rolling 7-day average of daily new confirmed COVID-19 cases and daily new confirmed COVID-19 deaths in sub-regions of Europe ([data](#)).

### Mediterranean region

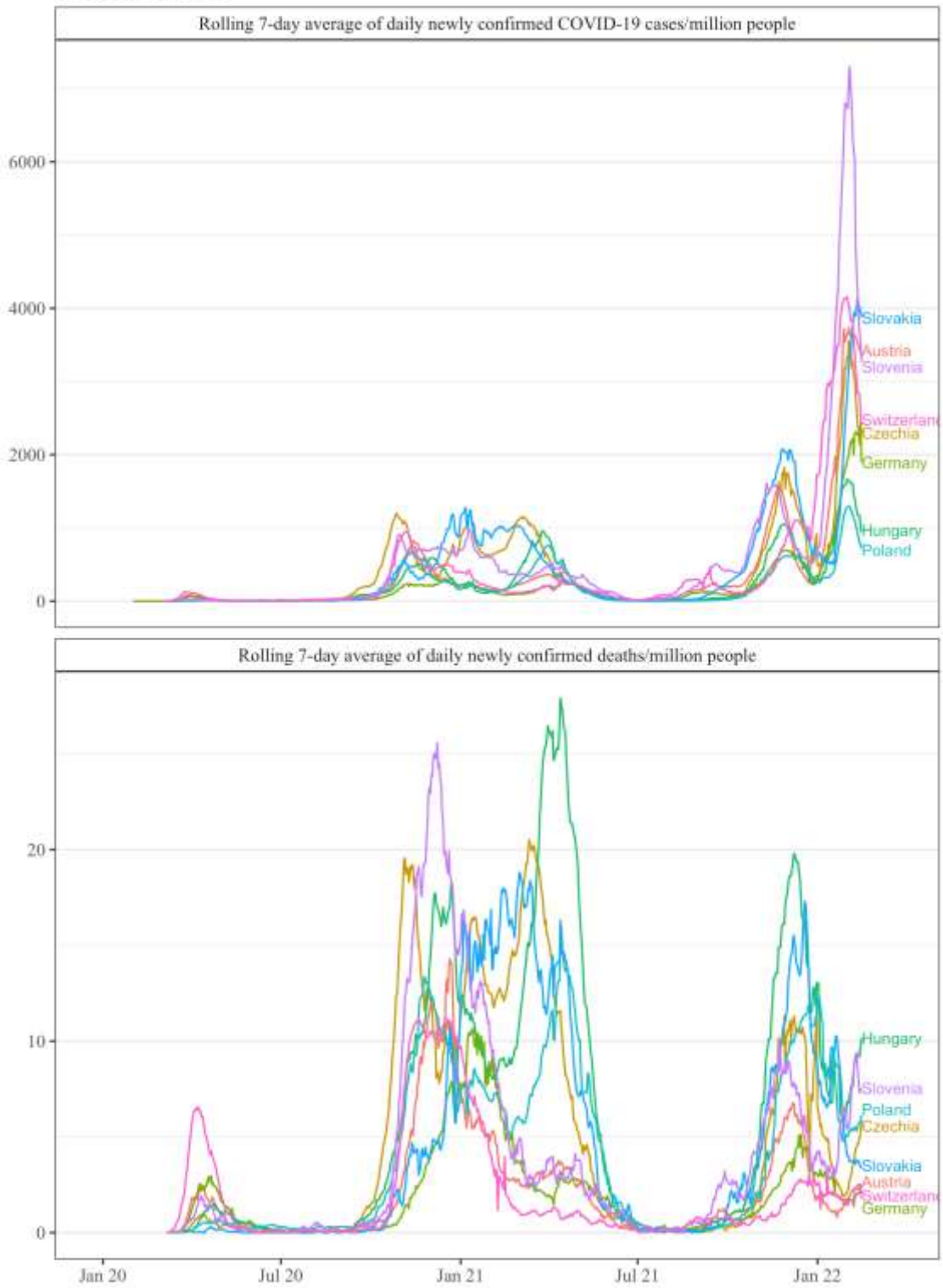




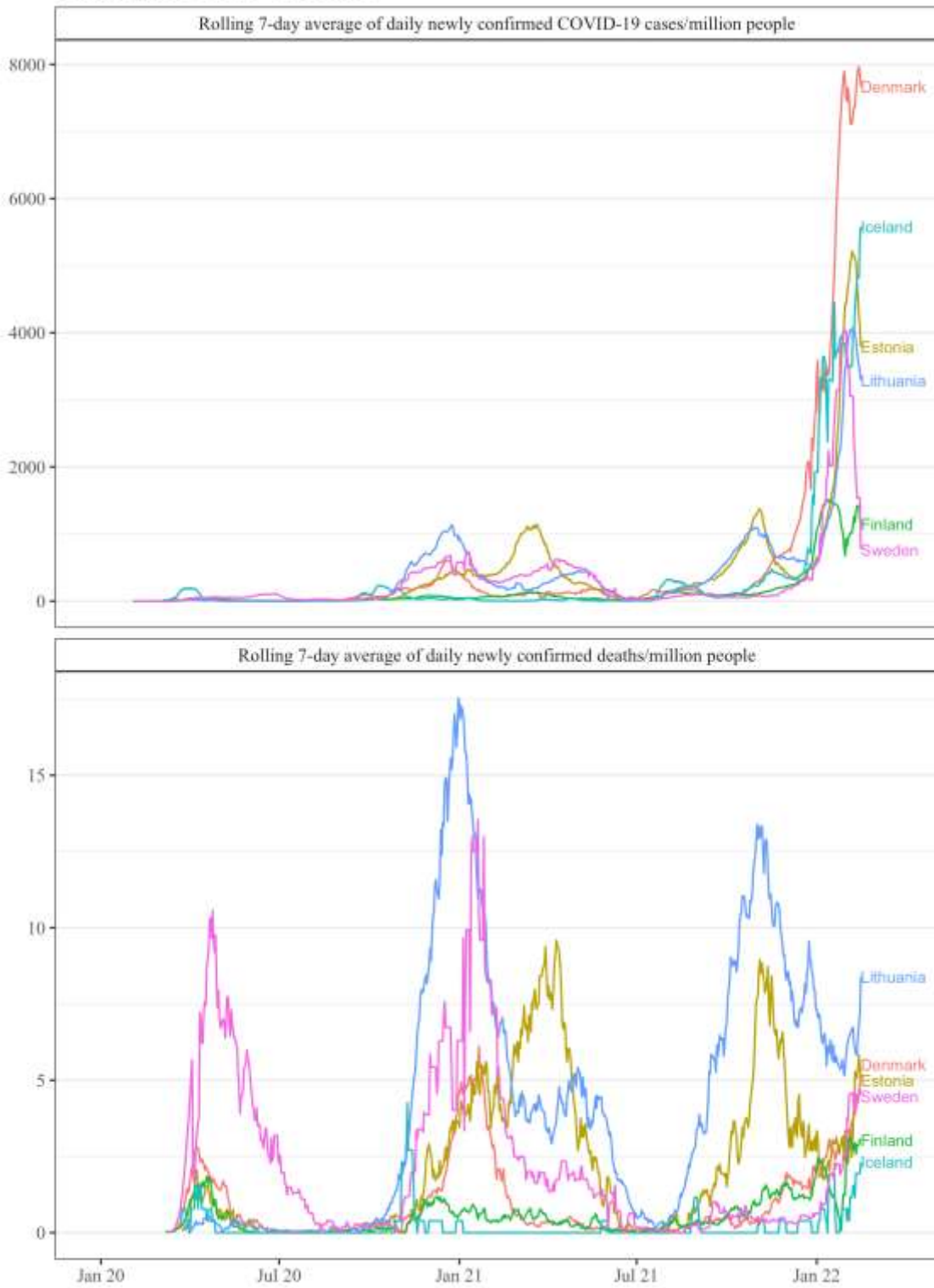
## South-East region



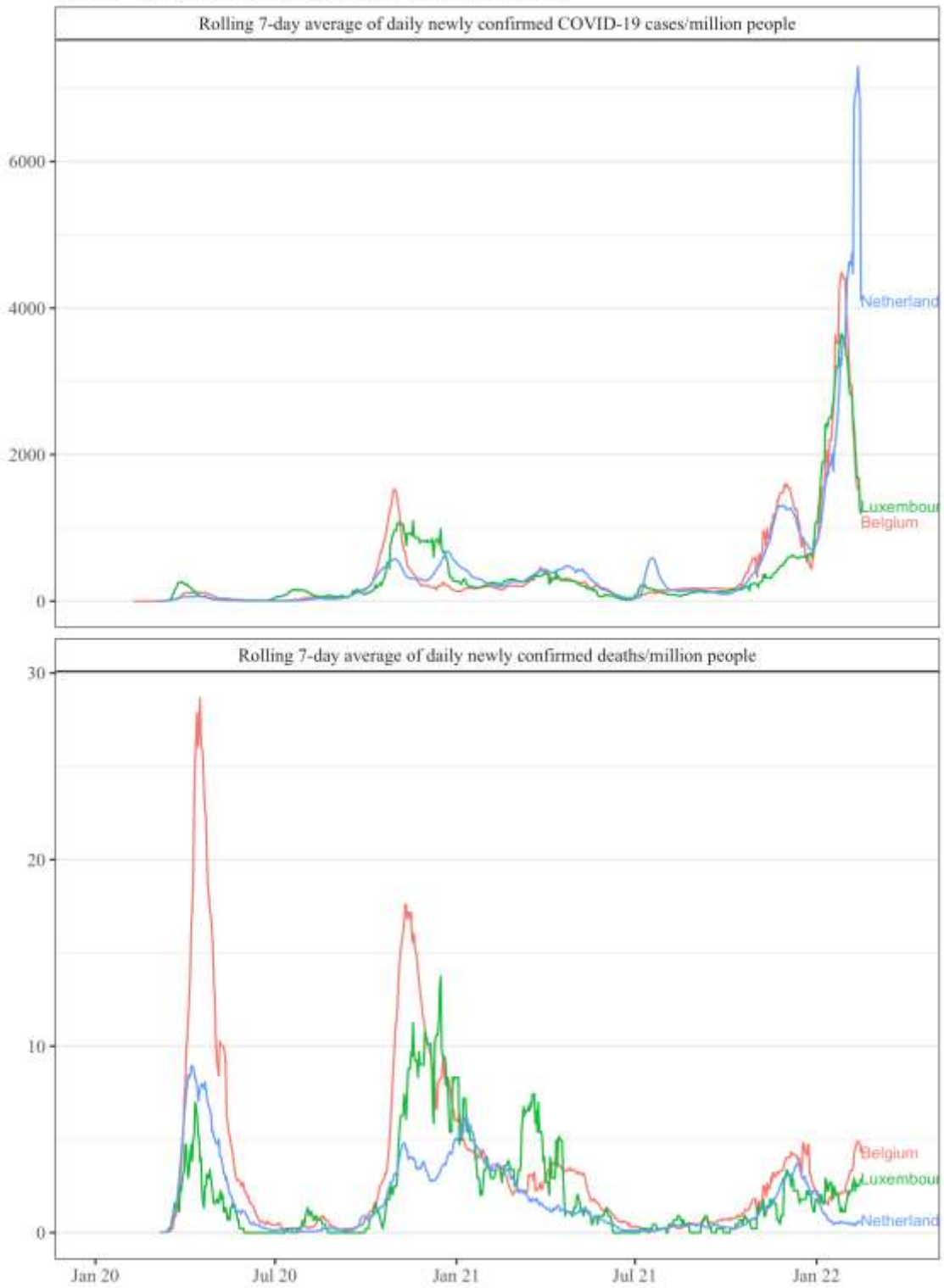
## Central Europe



## Baltics and Nordic Countries



## North-Western Europe (excl. UK and Ireland)



## Central Asia

